

GHOSTDRONE 2.0

G-BOX

OPERATING MANUAL



EHANG

Disclaimer

Before using G-BOX, please read the operating manual carefully and familiarize yourself with the operations, warnings and applications. EHang shall not bear any liability or responsibility of the damage of the G-BOX, the copter or any other related accessories or the accidents arised from improper use.

■ Introduction

G-BOX is a wireless interface unit designed specifically for controlling and interfacing with the GHOSTDRONE. GHOSTDRONE 2.0 G-BOX is compatible with both Android and iOS system. Each GHOSTDRONE is paired with one G-BOX. The App cannot operate the GHOSTDRONE without a G-BOX. Please store the G-BOX appropriately. If G-BOX is missing, it will be necessary to replace a new G-BOX unit.

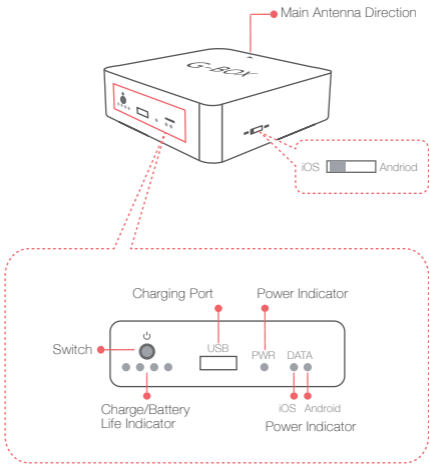


G-BOX



USB Cable

■ Structural Diagram

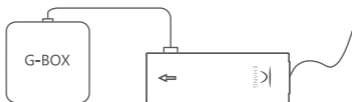


■ Using the G-BOX

Power On	<p>Press the power button once.</p> <p>After the G-BOX turns on, the battery indicator, PWR and DATA indicators will turn on.</p> <p>After several seconds the battery indicators turns off to save battery.</p>
Power Off	<p>Hold the power button until the PWR indicator turns off.</p>
While Charging	<p>The four LEDs next to the power button flash in sequence.</p>
Fully Charged	<p>The left side LED flashes while the right three LEDs on the right are solid.</p>
Battery Life	<p>The number of flashing LEDs indicates G-BOX's power levels.</p>




Switch/Charging/Battery Life Indicator



Charging G-BOX (with power adapter)

Note: You can charge the G-BOX by connecting it to a PC with a USB cable. When charging through a USB adapter, the required input current is 500 mA or higher.

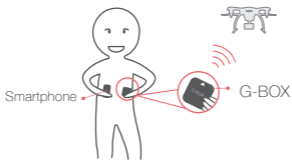
■ Procedure



- ① Switch to iOS/Android;
- ② Turn on G-BOX;
- ③ Communication indicator shows the status;
- ④ When G-BOX connects with mobile phone/tablet successfully, the communication indicator shows the corresponding status.

■ Important Tip

Keep the G-BOX within your 3 meter' s radius during flight (We suggest keeping it in hand). If the G-BOX is not near you, you may lose connection with the GHOSTDRONE. Best communication can be acquired when G-BOX' s main antenna is pointing to the GHOSTDRONE.



■ Specifications

Communication	Wi-Fi + Bluetooth + 2.4 GHz Data transmission
Voltage	3.7 V
Battery Life	1500 mAh

■ Warranty

Strict quality control will be conducted before delivery. 12 months' warranty is guaranteed for problems not caused by users' improper use. Removal of the products' manufacturing label will be regarded as waiver of warranty. We will not offer complimentary maintenance if the label is removed or damaged. But limited warranty is still provided.

■ Contact Us

Business Hour:

Monday – Friday 9:00 A.M – 5:00 P.M (PST)

Customer Service Phone:

+1 650-533-8554 / 888-800-7056

Customer Service Email:

support@ehang.com

ENTERPRISE STANDARD: Q/ EHT 001-2017

EHang, Inc. reserves all right to interpret this warranty.

